

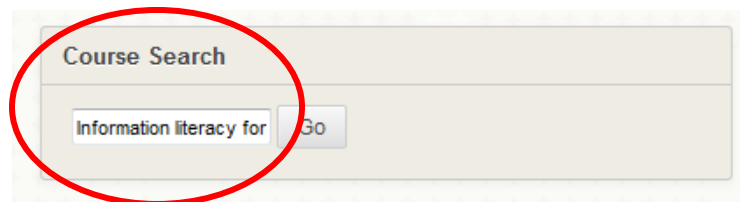
Pre-Class Library Quiz ENG 204

In preparation for your ENG 204 Library class, you will need to complete the Pre Class Homework Library Quiz accessible via ilearn (instructions below). Remember to print out your score and bring these results to the library class. Before attempting the quiz, please review the Library's online Learning Modules <http://aus.libguides.com/rlc>

IMPORTANT!! To access and complete the quiz, a number of steps must first be followed.

Log on to ilearn > Enroll in the Information Literacy for English 204 Library course > Sign up to a section > take the quiz. Detailed instructions are provided below:


1. Log on to ilearn and use **course search** to find the library course:
Information literacy for English 204



2. Once located, use the drop down menu to **enroll** in the course

Course ID	Course Name
LIB_INFOLITRC_ENG204	Information Literacy for English 204
LIB_INFOLITRC_ENG204	Information Literacy for English 204
LIB_INFOLITRC_ENG204_PBL	Information Literacy for English 204
LIB_INFOLITRC_ENG204_TRAD	Information Literacy for English 204

3. To successfully enroll in the course, click **submit**

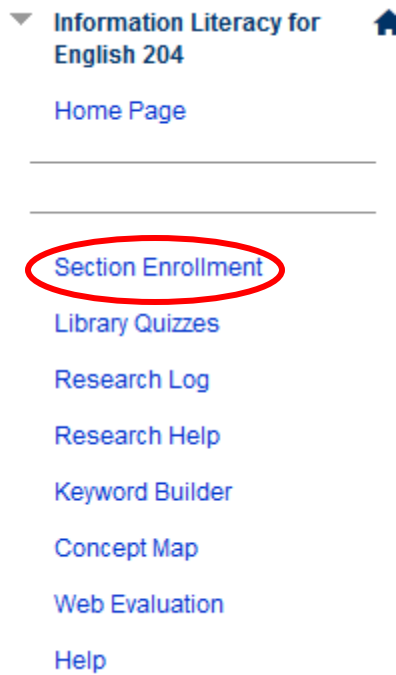


1. Enroll in Course: Information Literacy for English 204 (LIB_INFOLITRC_ENG204)

Instructor: Julie Brown, Christine Furno, Ahmed Alwan
Description:
Categories: Education: Higher Education

4. Hit **OK** in the lower right-hand corner to continue

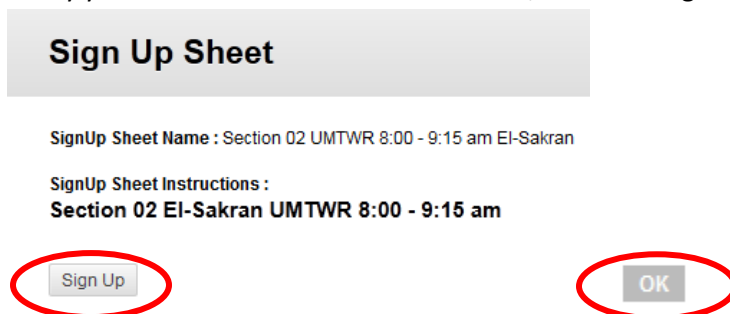
5. Before taking the library quiz, you need to **first complete section enrollment**. Do this from the library ilearn course home page.



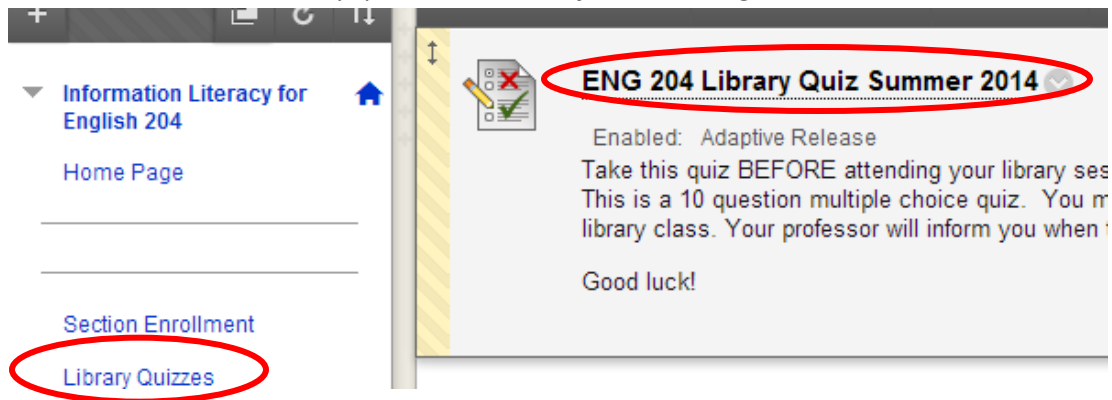
6. Next, **sign up** to the section you belong to. It is important you select the correct section! We have provided section numbers, professors' names and class times as a guide. Once you have identified your section, select **sign up**



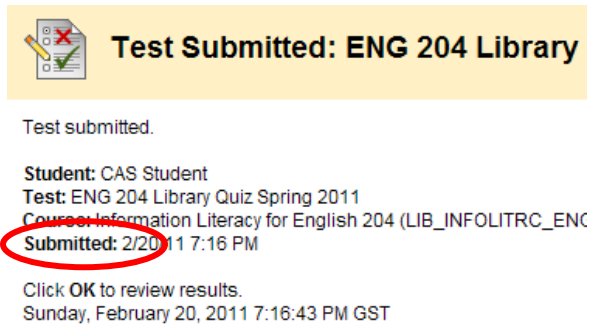
7. Verify you have selected the correct section, then click sign up and ok



8. You can now take the library quiz. Select **Library Quiz** and begin.



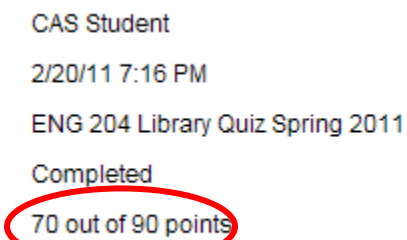
9. When you have completed the 10 questions, click **ok** to view **score results**



click OK to view quiz results



9. Remember to **print out your quiz results** and bring to your scheduled library session for collection.



Before clicking OK

**print out your score
and bring to your
library class**

